

Cadence Sourcelink 注册步骤 (Y2011)

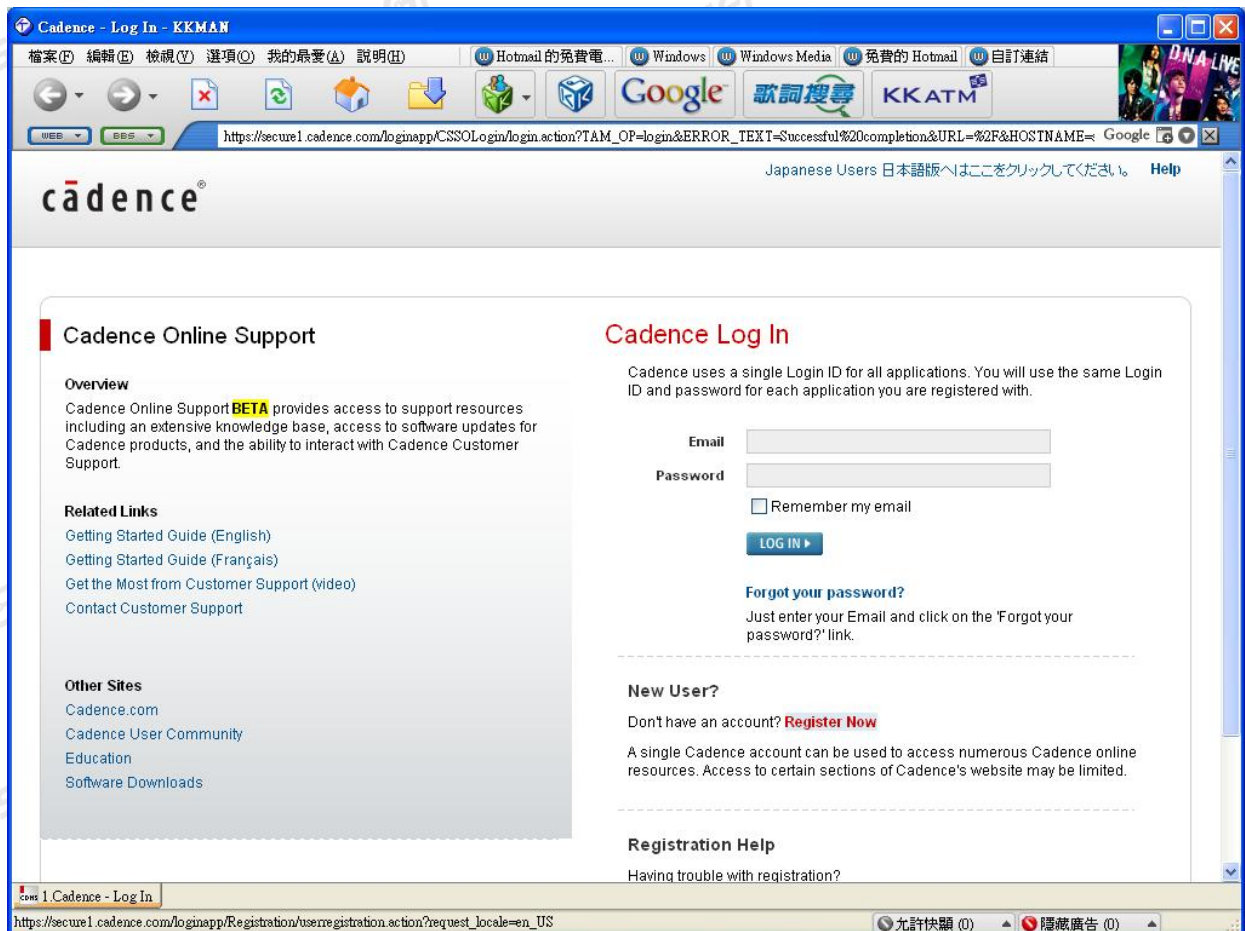
Cadence 原厂提供在维护期间的使用者一个免费的资源共享平台— Sourcelink , 除了可以让客户取得最新 EDA 的讯息外, 另也提供最新的 EDA 软体下载(Software Update)及解决(Solution)方法... 等的服务功能。其网址为 SOURCELINK.CADENCE.COM。


如果您是在维护期间的客户别忘了要先注册 Sourcelink 才能使用其服务

[注册 Sourcelink]

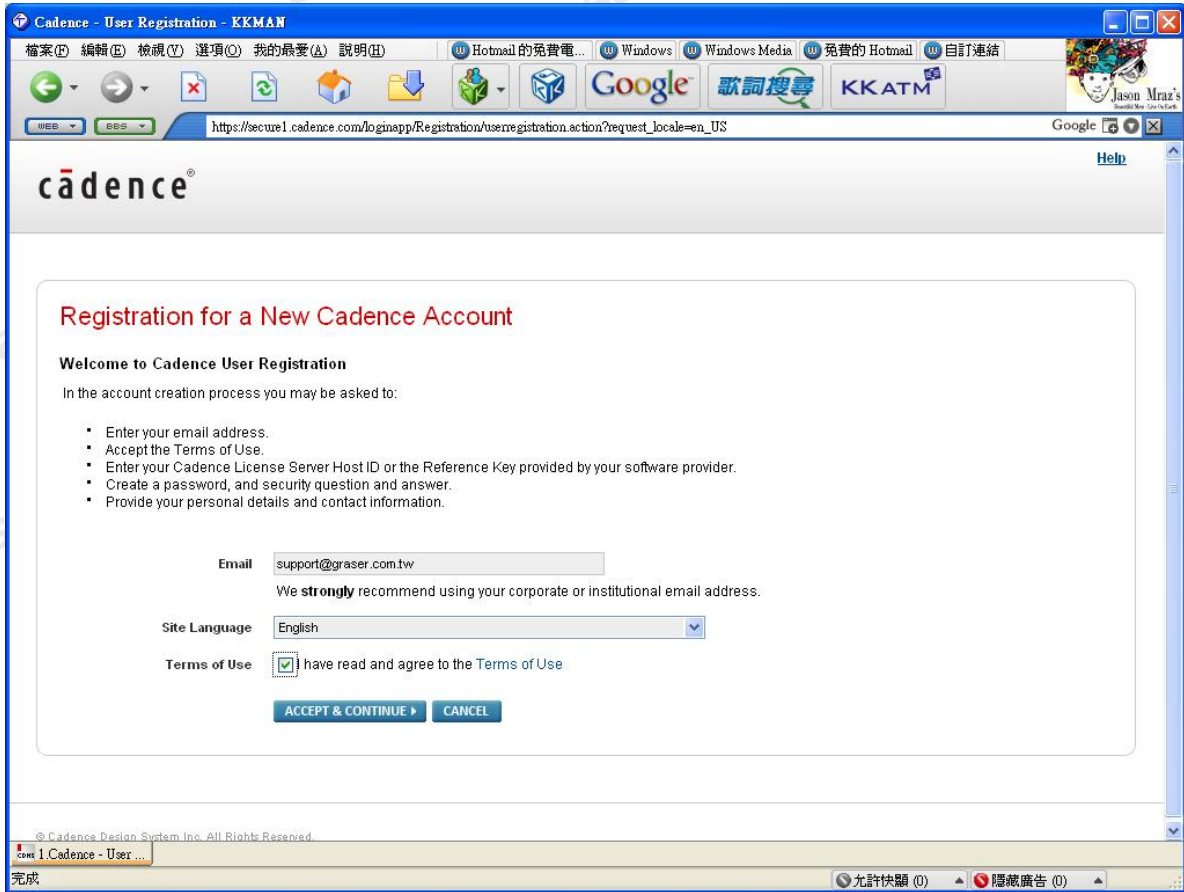
注册 Sourcelink 请依下列步骤进行

1. 先到 SOURCELINK.CADENCE.COM 网页网页, 请点选右侧选单 New User? 之 [Register Now](#)



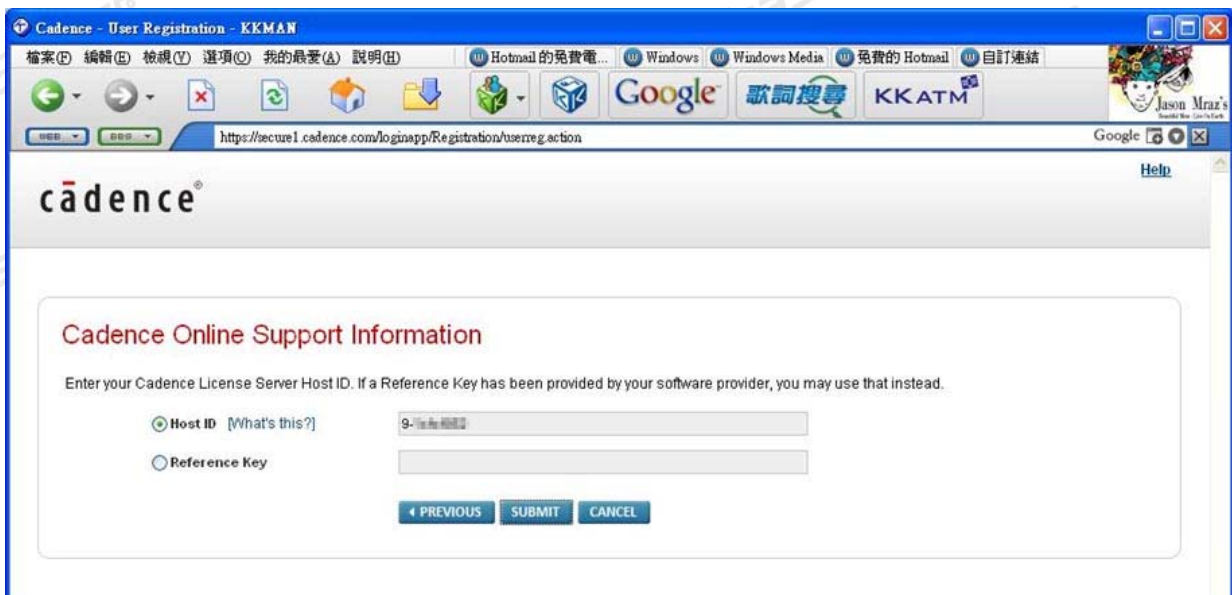


2. 进入页面后请填写注册的 Email，语言选 English，勾选 Terms of Use 后才可点选 **ACCEPT & CONTINUE** 键到下一步骤




The screenshot shows a web browser window titled "Cadence - User Registration - KKM&N". The address bar shows the URL: https://secure1.cadence.com/loginapp/Registration/userregistration.action?request_locale=en_US. The page content includes the Cadence logo, a heading "Registration for a New Cadence Account", and a sub-heading "Welcome to Cadence User Registration". Below this, it states "In the account creation process you may be asked to:" followed by a list of steps: "Enter your email address.", "Accept the Terms of Use.", "Enter your Cadence License Server Host ID or the Reference Key provided by your software provider.", "Create a password, and security question and answer.", and "Provide your personal details and contact information." The form fields are: "Email" with the value "support@graser.com.tw", "Site Language" set to "English", and "Terms of Use" with a checked checkbox and the text "I have read and agree to the Terms of Use". There are two buttons: "ACCEPT & CONTINUE" and "CANCEL".

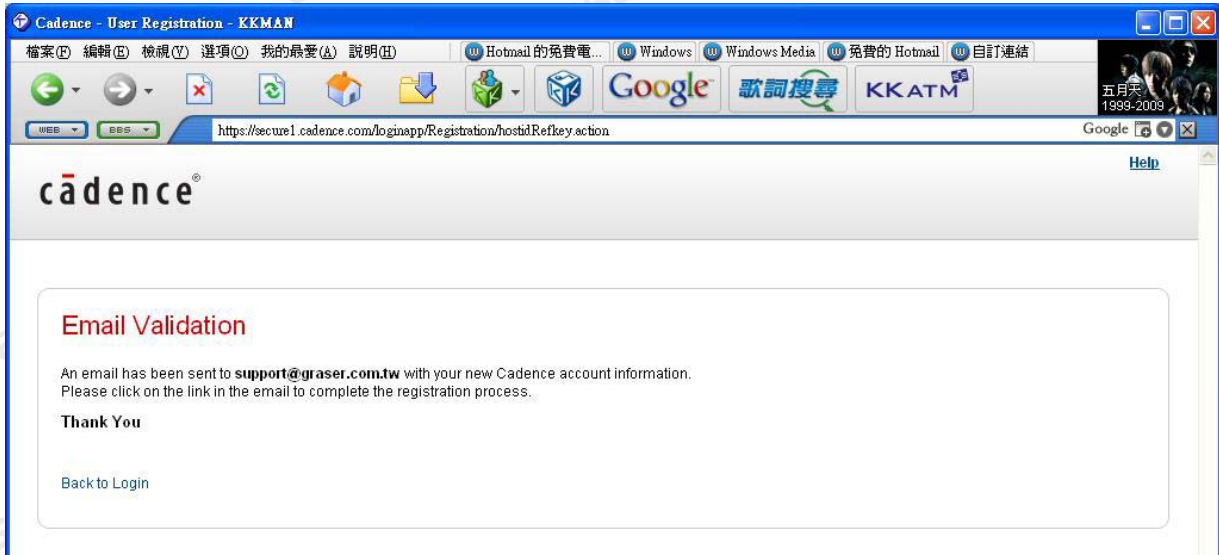
3. 请填写锁 license 的 Host ID (9-xxxxxxx 或网卡卡号) 再按 **SUBMIT** 键送出



The screenshot shows a web browser window titled "Cadence - User Registration - KKM&N". The address bar shows the URL: <https://secure1.cadence.com/loginapp/Registration/userreg.action>. The page content includes the Cadence logo, a heading "Cadence Online Support Information", and a sub-heading "Enter your Cadence License Server Host ID. If a Reference Key has been provided by your software provider, you may use that instead." There are two radio buttons: "Host ID [What's this?]" which is selected, and "Reference Key". Below the radio buttons are two input fields. The first field contains the value "9-123456789". There are three buttons: "PREVIOUS", "SUBMIT", and "CANCEL".



4. 系统会送一封 Email 到注册的 email_address，请利用其中密码登入 Sourcelink，您可在 Sourcelink 中变更为熟悉的密码，以便下次登入。



祝您 Sourcelink 使用愉快 !!!

Graser®

本版 Technic Note 版權為 映陽科技股份有限公司 所有，未經允許不得任意轉用。

©2011 Graser Technology Corporation. The Graser logo are trademarks of Graser Technology Corporation.